

Type 7P 55 °C Photoflash, High-Energy, Long Life, Aluminum

High Energy, Long-Life, Snapmount or Solder-Lug Terminals



Rugged Type 7P capacitors can withstand more than 100,000 full discharges in typical photoflash applications—that's more than ten times the life of ordinary photoflash capacitors. And thanks to special, high-energy anode foil, the Type 7P has industry-leading energy densities of more than 1 joule per cc.


Highlights

- 100,000 flash capability
- 1 joule per cc energy density

Specifications

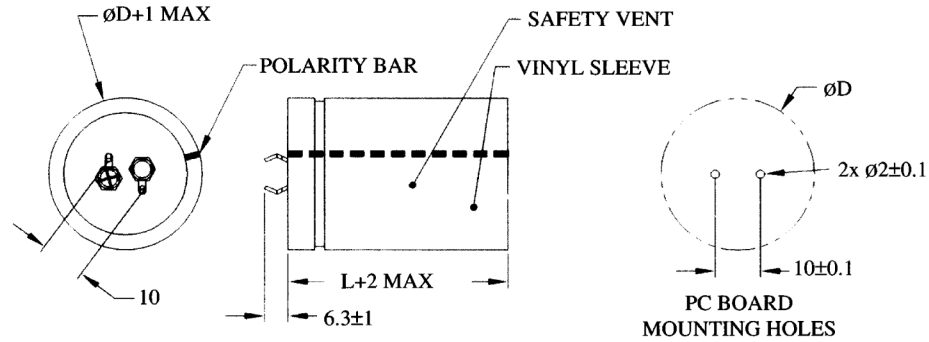
Temperature Range	-20 °C to +55 °C
Rated Voltage Range	330 or 360 Vdc
Capacitance Range	300 to 2700 μ F -10% +20%
Leakage Current	1 times C in μ A maximum at 5 min.
Dissipation Factor	15% max. @ 25 °C & 120 Hz
Discharge Life	100,000 minimum at 30 s interval Δ Capacitance \pm 10% ESR 150% of limit DCL 150% of limit
Shelf Life Test	500 h @ +70 °C Capacitance 10% of limit ESR 150% of limit DCL 150% of limit
Vibration	10 to 55 Hz; 0.06" and 10 g max, 6 h vertical, 2 h. ea. 2 other planes
RoHS Compliant	

Part Numbering System

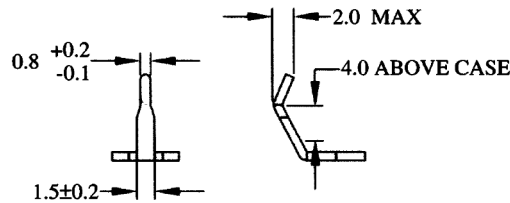


Type 7P 55 °C Photoflash, High-Energy, Long Life, Aluminum

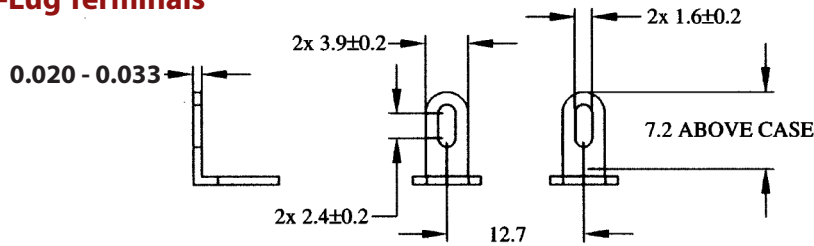
Outline Drawing



Snap-In Terminals



Solder-Lug Terminals



Ratings

Cap. (µF)	Catalog Part Number	ESR Maximum @ +25 °C, 120 Hz (Ω)	Diameter (mm)	Diameter (in)	Length (mm)	Length (in)
330 Vdc (360 Vdc Surge)						
300	7P301V330J032	0.663	25	0.98	35	1.38
300	7P301V330K012	0.663	30	1.18	25	0.98
350	7P351V330J042	0.568	25	0.98	40	1.57
350	7P351V330K022	0.568	30	1.18	30	1.18
400	7P401V330J042	0.497	25	0.98	40	1.57
400	7P401V330K022	0.497	30	1.18	30	1.18
500	7P501V330J052	0.398	25	0.98	50	1.97
500	7P501V330K032	0.398	30	1.18	35	1.38
600	7P601V330K042	0.332	30	1.18	40	1.57
700	7P701V330A042	0.284	35	1.38	40	1.57
800	7P801V330A042	0.249	35	1.38	40	1.57
900	7P901V330A052	0.221	35	1.38	50	1.97
900	7P901V330A452	0.221	35	1.38	45	1.77
1000	7P102V330A052	0.199	35	1.38	50	1.97
1000	7P102V330N042	0.199	40	1.57	40	1.57
1200	7P122V330A052	0.166	35	1.38	50	1.97
1500	7P152V330A062	0.133	35	1.38	63	2.48
2000	7P202V330A082	0.099	35	1.38	80	3.15
2700	7P272V330N082	0.074	40	1.57	80	3.15
360 Vdc (390 Vdc Surge)						
300	7P301V360J042	0.663	25	0.98	40	1.57
350	7P351V360K022	0.568	30	1.18	30	1.18
350	7P351V360A012	0.568	35	1.38	25	0.98
400	7P401V360J052	0.497	25	0.98	50	1.97
400	7P401V360K032	0.497	30	1.18	35	1.38
450	7P451V360K032	0.442	30	1.18	35	1.38
450	7P451V360A022	0.442	35	1.38	30	1.18
500	7P501V360K042	0.398	30	1.18	40	1.57
600	7P601V360A032	0.332	35	1.38	35	1.38
700	7P701V360A042	0.284	35	1.38	40	1.57
800	7P801V360A452	0.249	35	1.38	45	1.77
900	7P901V360N042	0.221	40	1.57	40	1.57
1000	7P102V360A052	0.199	35	1.38	50	1.97
1200	7P122V360A062	0.166	35	1.38	63	2.48
1500	7P152V360A072	0.133	35	1.38	70	2.76
2000	7P202V360N082	0.099	40	1.57	80	3.15
2500	7P252V360N082	0.080	40	1.57	80	3.15

Notice and Disclaimer: All product drawings, descriptions, specifications, statements, information and data (collectively, the "Information") in this datasheet or other publication are subject to change. The customer is responsible for checking, confirming and verifying the extent to which the Information contained in this datasheet or other publication is applicable to an order at the time the order is placed. All Information given herein is believed to be accurate and reliable, but it is presented without any guarantee, warranty, representation or responsibility of any kind, expressed or implied. Statements of suitability for certain applications are based on the knowledge that the Cornell Dubilier company providing such statements ("Cornell Dubilier") has of operating conditions that such Cornell Dubilier company regards as typical for such applications, but are not intended to constitute any guarantee, warranty or representation regarding any such matter – and Cornell Dubilier specifically and expressly disclaims any guarantee, warranty or representation concerning the suitability for a specific customer application, use, storage, transportation, or operating environment. The Information is intended for use only by customers who have the requisite experience and capability to determine the correct products for their application. Any technical advice inferred from this Information or otherwise provided by Cornell Dubilier with reference to the use of any Cornell Dubilier products is given gratis (unless otherwise specified by Cornell Dubilier), and Cornell Dubilier assumes no obligation or liability for the advice given or results obtained. Although Cornell Dubilier strives to apply the most stringent quality and safety standards regarding the design and manufacturing of its products, in light of the current state of the art, isolated component failures may still occur. Accordingly, customer applications which require a high degree of reliability or safety should employ suitable designs or other safeguards (such as installation of protective circuitry or redundancies or other appropriate protective measures) in order to ensure that the failure of an electrical component does not result in a risk of personal injury or property damage. Although all product-related warnings, cautions and notes must be observed, the customer should not assume that all safety measures are indicated in such warnings, cautions and notes, or that other safety measures may not be required.